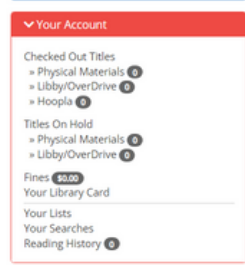




Importing Reading History & Lists

Library card accounts are automatically live in the new catalog, with the same library card/username, and password. Users do need to opt in and import any Reading History and Lists from their account in the old catalog.

You can easily move your existing Reading History & Lists from our old catalog

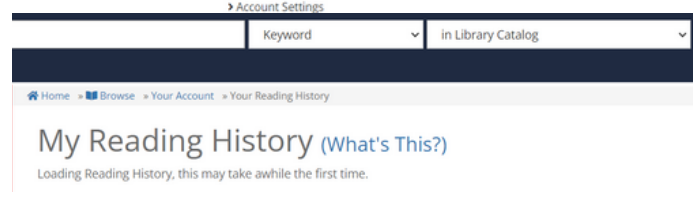


My Reading History

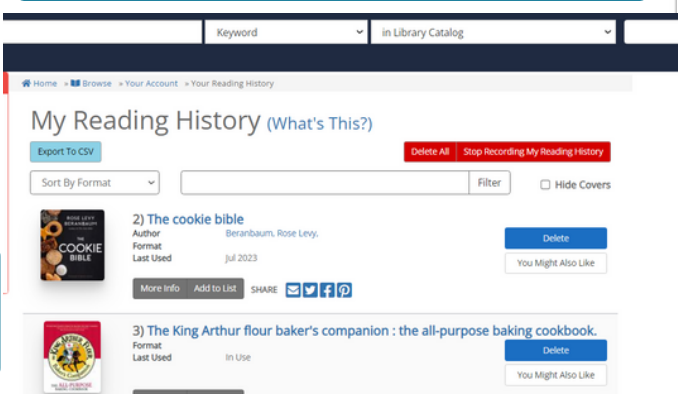
The library takes seriously the privacy of your library records. Therefore, we do not keep track of what you borrow after you return it. However, our automated system has a feature called "My Reading History" that allows you to track items you check out. Participation in the feature is entirely voluntary. You may start or stop using it, as well as delete any or all entries in "My Reading History" at any time. If you choose to start recording "My Reading History," you agree to allow our automated system to store this data. The library staff does not have access to your "My Reading History", however, it is subject to all applicable local, state, and federal laws, and under those laws, could be examined by law enforcement authorities without your permission. If this is of concern to you, you

Start Recording My Reading History

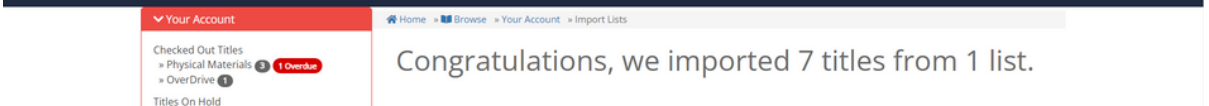
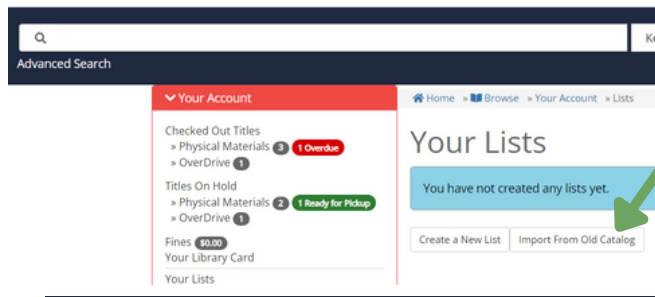
You must opt-in to record Reading History in the new catalog



Any saved history in the old catalog will load automatically. If you have a large history saved, it make take a while



Under Your Lists, you can choose to Import From Old Catalog



The catalog will bring in saved last lists and titles to your account



(Items that no longer exist in the catalog will not show up in your imported Reading History or Lists. Multiple checkouts of the same title are only counted once in your Reading History.)