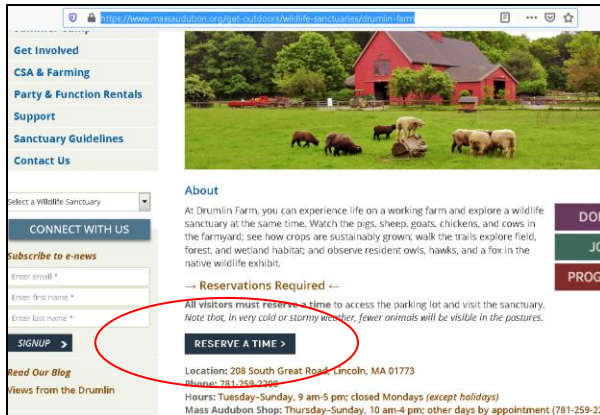


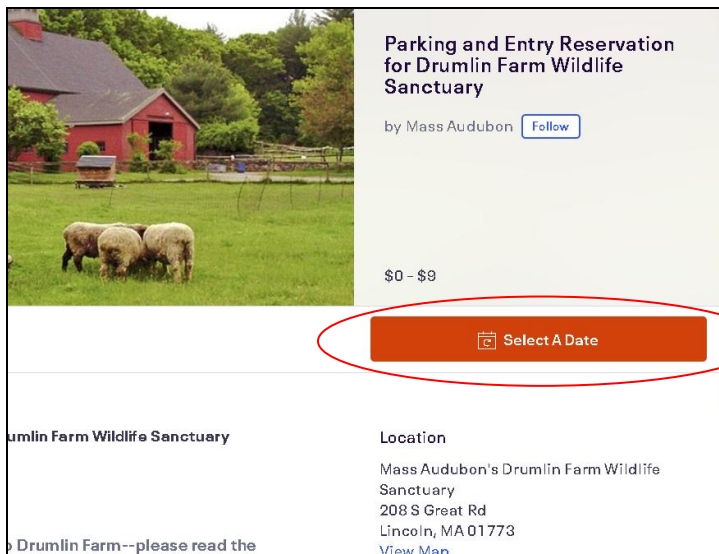
Drumlin Farm /Audubon

These instructions are specifically for Drumlin Farm. Please check with other Audubon websites to see what instructions may apply to other locations.

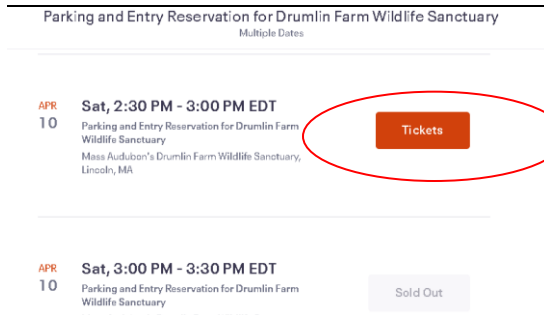
- 1- Go to <https://www.massaudubon.org/get-outdoors/wildlife-sanctuaries/drumlin-farm>
- 2- Click on **Reserve a Time**



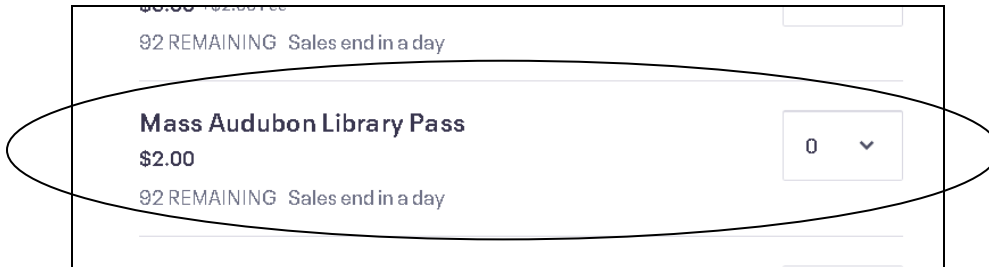
- 3- Click on **Select a Date**



- 4- Then select a day and time. (Click on Tickets)



5- Use the **Mass Audubon Library Pass** option



- 6- Enter the number of ticket(s); 4 people is the maximum on the pass
- 7- Click on **Checkout** and complete your purchase.
- 8- You will need to bring the timed ticket(s) you purchased and the pass that you pick up from the library.